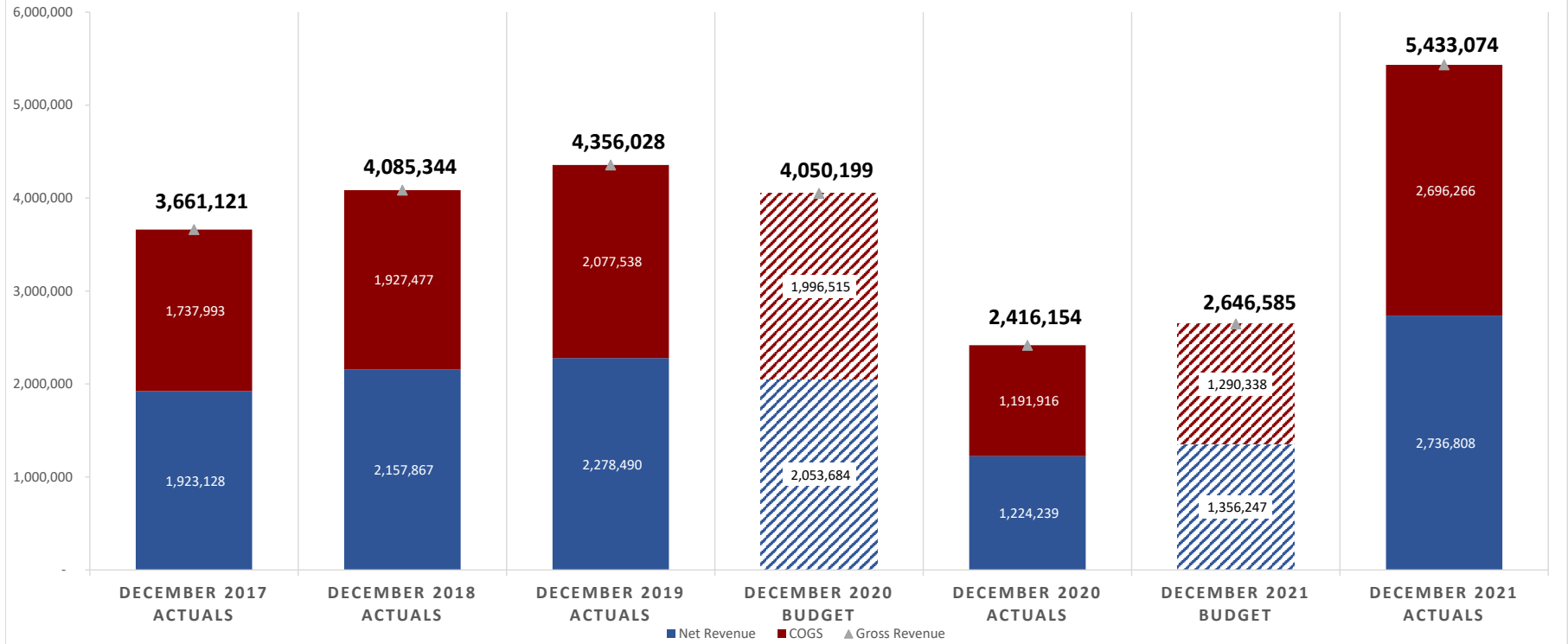




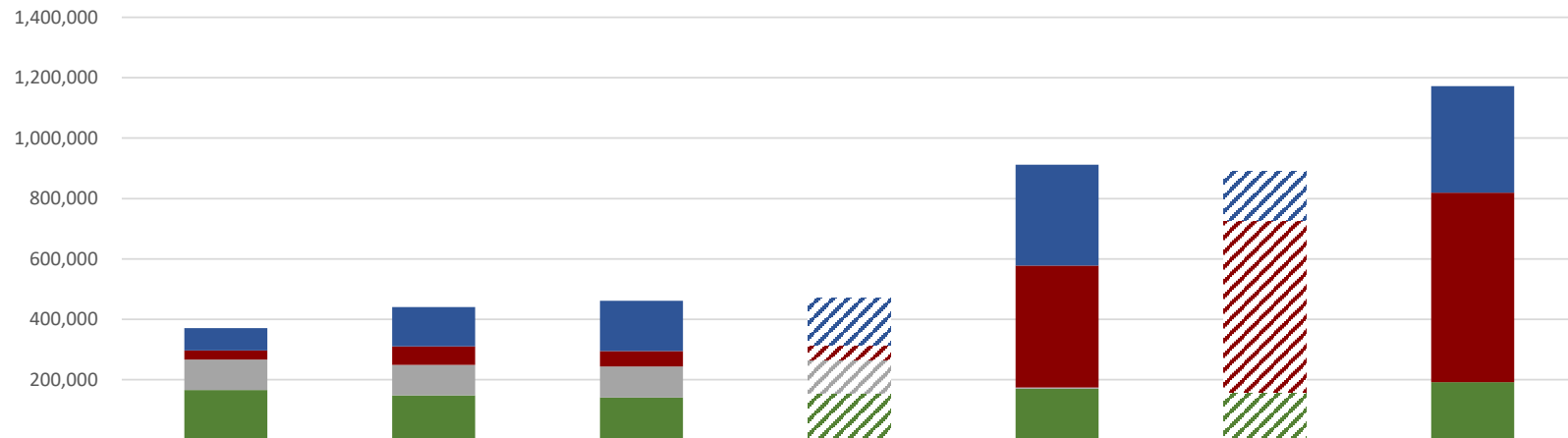
Rocky Mountain Conservancy

EDUCATIONAL PRODUCT REVENUE





## Operations Revenue (Excluding Educational Product Sales)

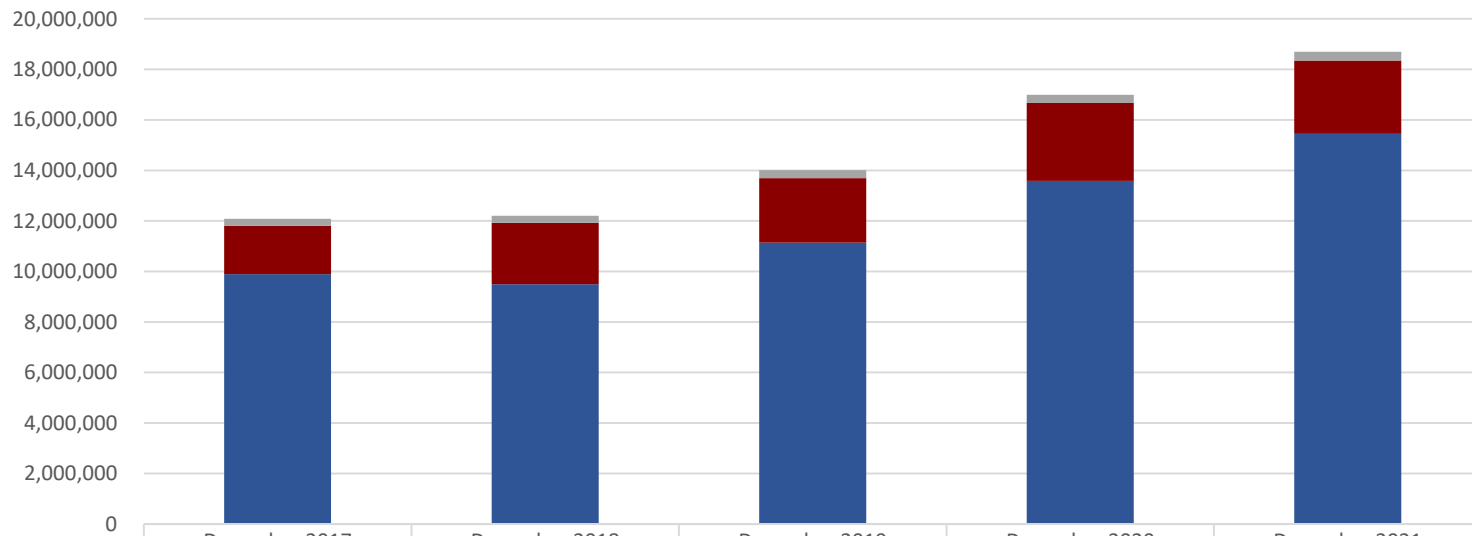


	December 2017 Actuals	December 2018 Actuals	December 2019 Actuals	December 2020 Budget	December 2020 Actuals	December 2021 Budget	December 2021 Actuals
Admin Transfers	73,703	130,201	165,756	158,000	334,146	162,559	351,888
Administration	30,542	61,182	51,213	48,464	403,991	568,953	627,906
Field Institute	101,077	100,800	102,855	109,186	3,194	-	-
Membership	166,110	148,734	141,297	155,430	170,762	159,101	191,948
<b>Total Revenue</b>	<b>371,432</b>	<b>440,918</b>	<b>461,120</b>	<b>471,081</b>	<b>912,093</b>	<b>890,613</b>	<b>1,171,743</b>

■ Membership  
 ■ Field Institute  
 ■ Administration  
 ■ Admin Transfers  
 Total Revenue



## Net Assets - Programs



■ Permanently Restricted	278,017	278,017	320,602	320,687	346,272
■ Temporarily Restricted	1,915,303	2,434,603	2,553,204	3,089,540	2,898,618
■ Unrestricted	9,890,592	9,493,205	11,138,432	13,584,744	15,446,530

■ Unrestricted   ■ Temporarily Restricted   ■ Permanently Restricted



# Rocky Mountain Conservancy

## Net Assets - Operations

